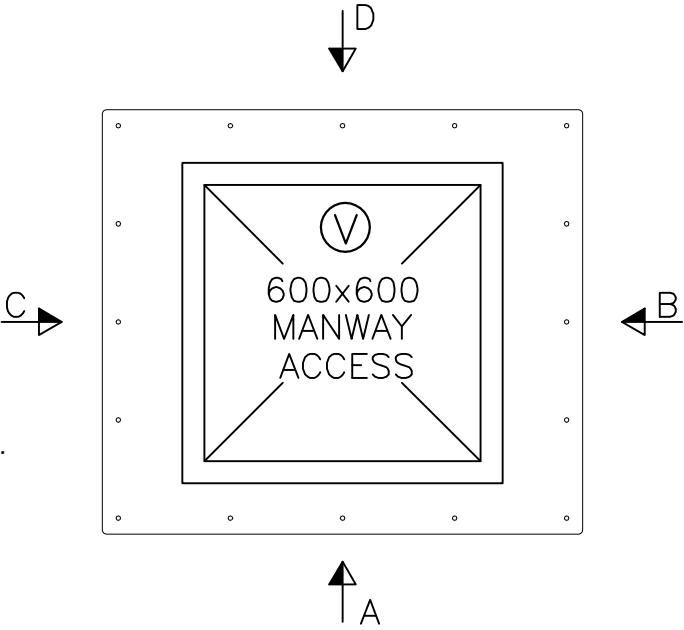


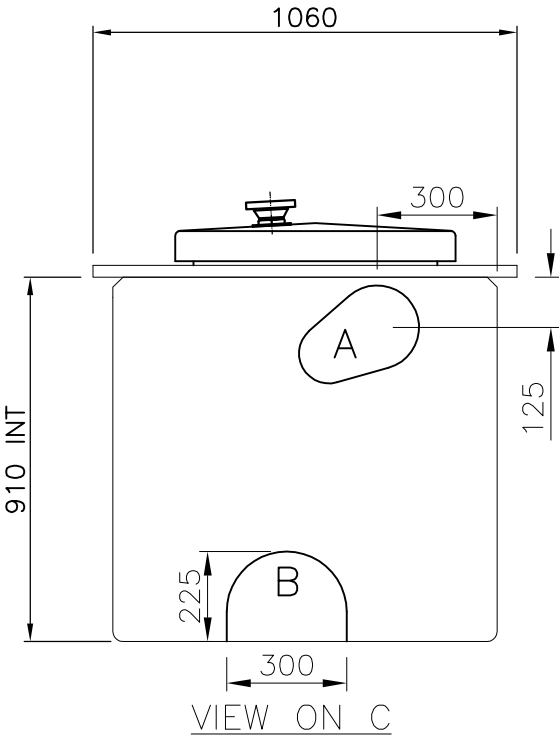
A wide range of optional extras are available for this tank. These include:

- Drip Trays
- Steel and Plywood Bases
- Steel Frames
- Encapsulated Timber Bases
- Immersion Heaters
- Contents Gauges
- Level Switches
- Temperature Dial Guage
- Galvanised Hand Rail
- Internal Ladders
- External Ladders
- Raised Float Valve Chambers
- Raised Float Valve Chambers with Side Access Manway
- Spill Weirs for Type AB Air Gap
- Keraflo K Valves
- Keraflo KAX Valves
- PVC Sight Gauges
- Various Tank Colours

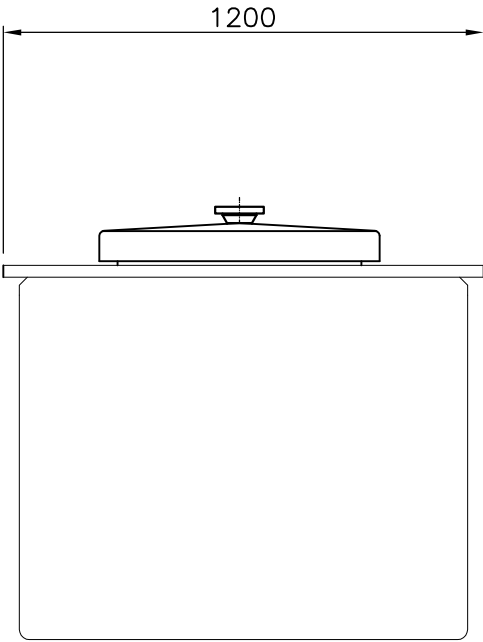
Should you require any further information, please contact us for details.



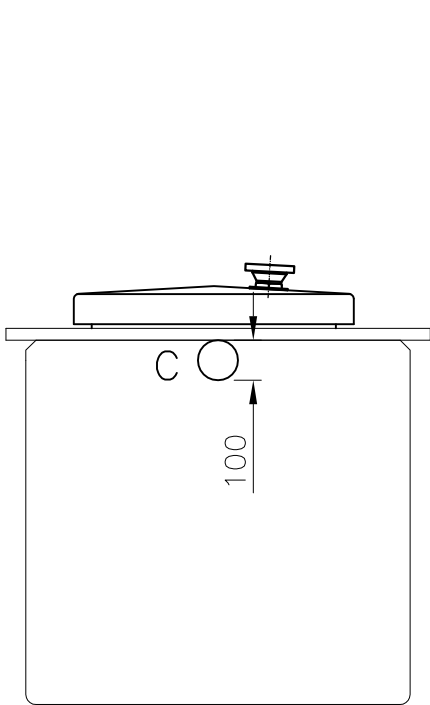
- A Provision (foam cut out) for overflow and warning pipe
- B Provision (foam cut out) for outlet
- C Provision (foam cut out) for inlet
- (V) Screened vent



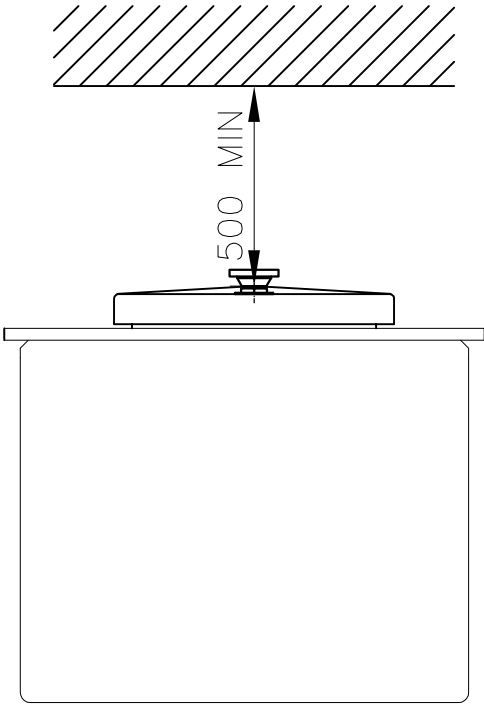
VIEW ON C



VIEW ON A



VIEW ON B



VIEW ON D

PROJECT TITLE: —					
CUSTOMER: —					
PRODUCT: OPT INSULATED 20mm 3-3A NO DIVISION		—	—	—	
		REV:	DATE:	DESCRIPTION:	
		JOB.No:		DRG.No:	
		—		—	
		DATE:	DRAWN:	SCALE:	REV:
—	—	NTS	—		