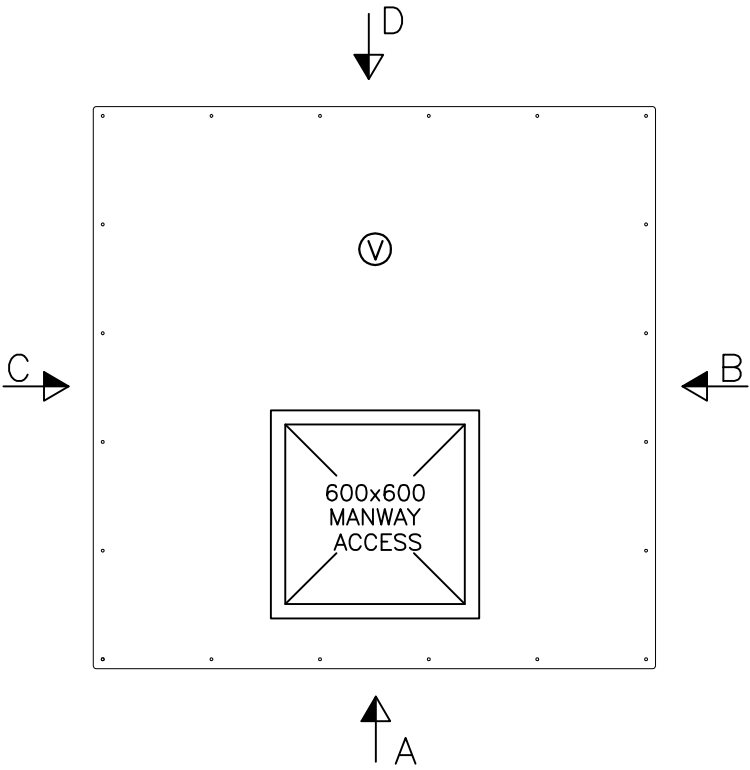


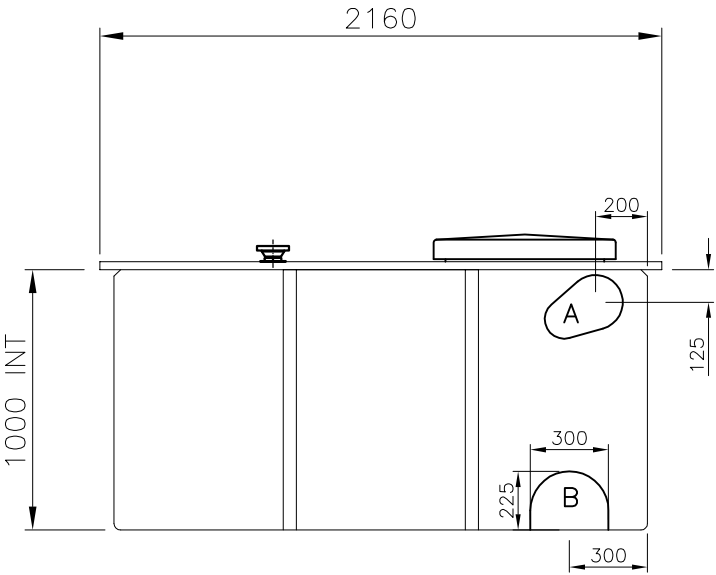
A wide range of optional extras are available for this tank. These include:

- Drip Trays
- Steel and Plywood Bases
- Steel Frames
- Encapsulated Timber Bases
- Immersion Heaters
- Contents Gauges
- Level Switches
- Temperature Dial Guage
- Galvanised Hand Rail
- Internal Ladders
- External Ladders
- Raised Float Valve Chambers
- Raised Float Valve Chambers with Side Access Manway
- Spill Weirs for Type AB Air Gap
- Keraflo K Valves
- Keraflo KAX Valves
- PVC Sight Gauges

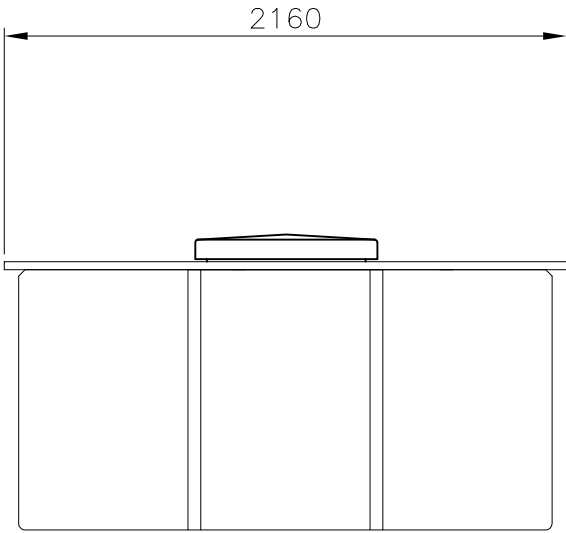
Various Tank ColoursShould you require any further information, please contact us for details.



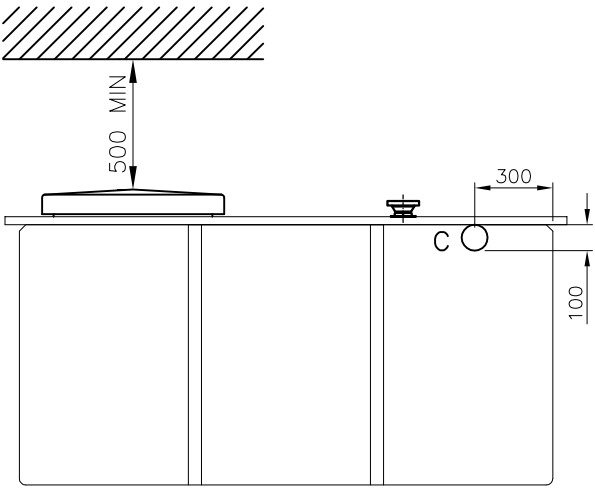
- A Provision (foam cut out) for overflow and warning pipe
- B Provision (foam cut out) for outlet
- C Provision (foam cut out) for inlet
- V Screened vent



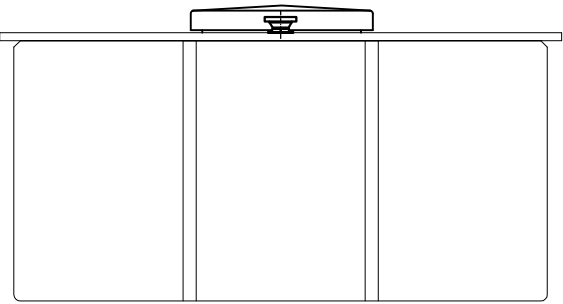
VIEW ON C



VIEW ON A



VIEW ON B



VIEW ON D

		PROJECT TITLE: —		
		CUSTOMER: —		
		PRODUCT:		
		OPT INSULATED 20mm M2—A NO DIVISION		
		—	—	—
REV:	DATE:	DESCRIPTION:		
JOB.No:		DRG.No:		
—		—		
DATE:	DRAWN:	SCALE:	REV:	
—	—	NTS	—	