





# LIQUID SOAP AND ALCOHOL GEL DISPENSERS

SURFACE		Automatic	
			
<b>IFSDJ0037A</b> White epoxy finish	<b>IFSDJ0037AB</b> Matte black epoxy finish	<b>IFSDJ0037AC</b> Polished chrome finish	<b>IFSDJ0037ACS</b> Brushed satin finish

## General Description

- Automatic wall-mounted liquid soap dispenser of 1 L capacity, manufactured in stainless steel AISI 304, 0.8 mm thick.
  - Available in four finishes (white, black, bright and satin) these soap dispenser models have a functional, robust and trendy design that matches the new range of bathroom accessories. This allows this soap dispenser to blend into any space perfectly.
  - Suitable for high traffic facilities and for public use.
  - Level display located in the front part of the soap dispenser. It constantly indicates the level of soap available inside the soap dispenser.
  - Operates on 6 AA alkaline batteries (not provided) or optionally, AC adapter.
  - It is recommended to use liquid soap or gel disinfectant soap with the following characteristics:
    - Maximum alcohol content of 80%
    - Density between 0.9 and 1.35 kg / dm<sup>3</sup>
    - Viscosity between 550 and 2,500 cps.
- It does not support soaps that contain chlorine or solid or abrasive particles.**
- Screws and plastic plugs to mount on a brick wall supplied.

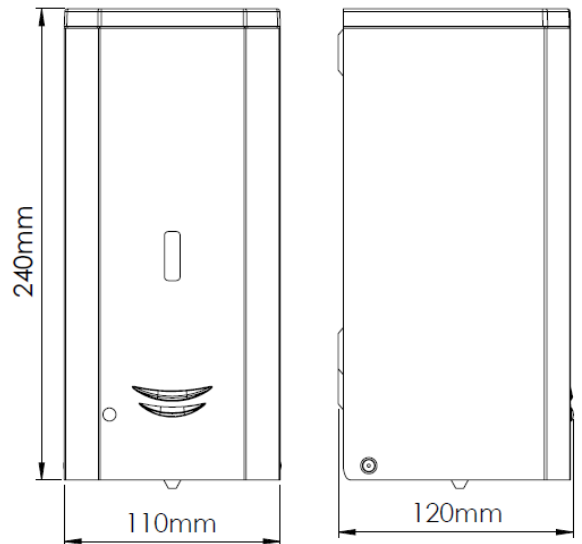
## Components & materials

- IFSDJ0037A:** Stainless steel AISI 304, white epoxy finish.
- IFSDJ0037AB:** Stainless steel AISI 304, black matte epoxy finish.
- IFSDJ0037AC:** Stainless steel AISI 304, bright finish.
- IFSDJ0037ACS:** Stainless steel AISI 304, satin finish.
- COVER:** made of stainless steel AISI 304, 0.8 mm thick.
- WALL PLATE:** made of stainless steel AISI 304, 0.8 mm thick. It is mounted on the wall by means of four Ø4 stainless steel screws (provided) with their corresponding Ø 6mm plastic plugs (also provided).
- INNER PLASTIC TANK:** prevents oxidation and that can be easily removed for cleaning and disinfection purposes.
- INFRA-RED DETECTION:** with a 5 cm hands detection range.
- VALVE:** anti-drip corrosion resistant that dispenses 1.5 ml of soap per service. This anti-drip valve, which dispenses liquid soap, is easily interchangeable with the valves of the other soap dispensers of the same line.
- HINGED COVER:** for operator convenience and speed of service. Opening on top with provided key that allows soap refill.
- POWER:** 6 AA alkaline batteries (not provided) or **optionally**, AC adapter

## Technical specifications

<b>Dimensions</b>	240 x 110 x 120 mm
<b>Capacity</b>	1 L
<b>Body, cover &amp; base plate thickness</b>	0.8 mm
<b>Inner Tank Thickness</b>	2.5 mm
<b>Net weight</b>	1.25 Kg
<b>Quantity dispensed per pump</b>	1.5 ml
<b>Maximum alcohol content in soap</b>	80%

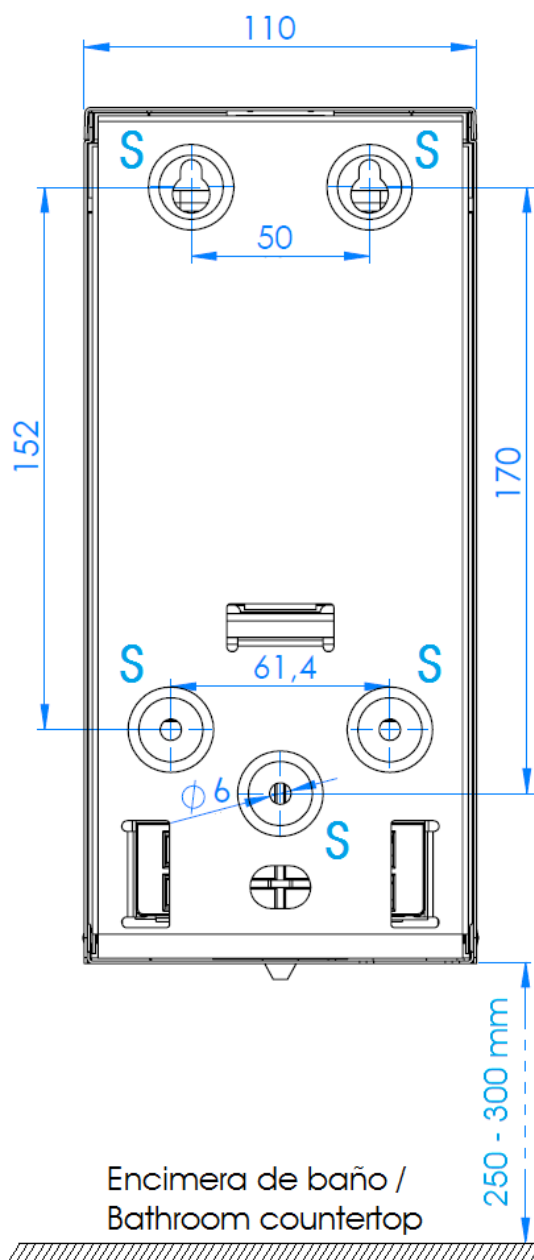
## Dimensions



Dimensions: ± 4%

## MOUNTING TEMPLATE

Fix the soap dispenser through the holes of the wall and floor plates, using the stainless steel screws supplied and taking into account the distances of the points indicated by an "S" in the next figure:



**VERY IMPORTANT:** do not install this soap dispenser inside the shower, as its electrical components can be seriously damaged by water and the dispenser stops working. If you choose the configuration with an electric converter, install it away from any source of water.

### CERTIFICATES AND QUALIFICATIONS

