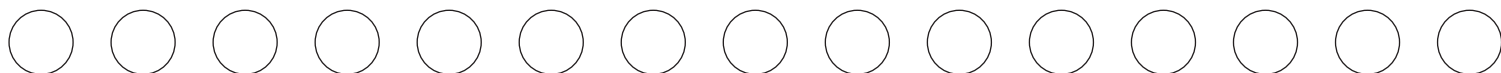


# User guidelines

## litter bins

### Square Heritage



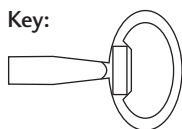
**Cleaning** Products should be flushed with clean water and then washed with a mild detergent solution using a bristle brush or sponge. Care should be taken not to apply undue pressure that may damage labels. Flush clean with water after washing.



**Manufacturing Standard** (as applicable)  
 All products are manufactured to BS EN ISO 9002.  
 Plastic materials: Mechanical properties tested to BS 2782  
 Hot dipped galvanized: BS 729  
 Powder coating: BS 3900  
 Zinc coating: BS 1706



**Tools** Key:



**PPE** Always wear appropriate PPE equipment and follow safety guidelines

#### Opening bin door



1 Turn key anti-clockwise until it stops



2 Keep key turned and pull door to open



3 Open door until it stops at 90° to bin body

Square heritage litter bins can be supplied with either plastic or metal liners

## Removing and replacing liner



Secure door and grip liner using liner handle



Gripping handle, slide out liner and empty



Replace liner ensuring handle is user facing


## Closing and locking bin



Pivot door in an anticlockwise direction



Close door pushing firmly



Ensure that both top and bottom latches are engaged