

# GFC Large Closed Top Litter Bin

Product Code: BS-WY-LBV24



The GFC Large Closed Top Litter Bin features a 224 litre capacity and is a popular choice in coastal areas as Glass Fibre Composite (GFC) is unaffected by extreme temperature changes or by salt water so will therefore not corrode when located close to the sea. It is also environmentally friendly with 65% of its construction coming from renewable sources.

The bin is available with a choice of either a textured, smooth or Victoriana finish. The textured finish uses PTX textured paint to give a rough finish not too dissimilar to sand paper and has been designed to prevent unwanted posters and graffiti being applied to the bin. The smooth finish uses a smoother pseudo-cast iron finish with only a slight texture and no roughness.

The Victoriana finish uses the smooth finish with only a slight texture and no roughness with the addition of highlighted beading as standard to give a classic Victorian style appearance. The Victoriana finish is a popular choice with heritage sites and town/city centres.

The bin features two large openings which makes it ideal for busy locations such as sea front promenades, high streets etc. If the bin is to be placed up against a wall, the back aperture can be blanked off. As standard the bin features two 'LITTER' plates with one on the front and one on the back of the bin (not shown in the image).

The standard bin is supplied with a hinged door fitted with a budget lock, however the option to upgrade to a slam lock is available. Slam lock is a stainless steel lock which is easily opened using a square T key and closes with a push of the door against a spring loaded boss. To make emptying the bin easier, the bin is supplied with twin galvanised steel liners that lift out.

<b>Height</b>	1014mm
<b>Width</b>	914mm
<b>Depth</b>	610mm
<b>Capacity</b>	224 Litres
<b>Weight</b>	70 kg

## Finishes & Colours



**Textured Finish** - Uses PTX textured paint to give a rough finish not too dissimilar to sand paper and designed to prevent unwanted graffiti and posters being applied to the bin.

**Smooth Finish** - Uses a smoother pseudo-cast iron finish with only a slight texture and no roughness.

**Victoriana Finish** - Uses the smooth finish with only a slight texture and no roughness with the addition of highlighted beading to give a classic Victorian style appearance. The Victoriana finish is a popular choice for heritage sites and town centres.

### Textured Colours



Black

Dark Green

Green

Dark Blue

Smoke Grey

Slate Grey

### Smooth Colours



British Racing Green

Dark Blue

Slate Grey

Black

Smoke Grey

Green

Please note these colours offer an approximation only and should not be used as an exact match.

## Smoking & Gum Options



### Stainless Steel Stubber Plate

Designed to encourage smokers to use it to stub out their cigarettes and cigars instead of using the bin and leaving unsightly marks on it.




### Easyfit Ashtray

The circular Easyfit ashtray is factory fitted and features a spring loaded butterfly bottom for quick emptying into the liner below.



### Standard Ashtray

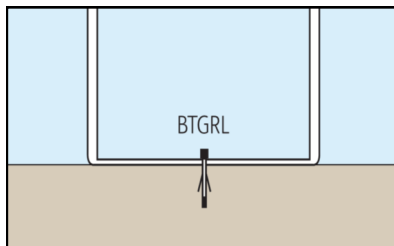
The Standard ashtray is factory fitted and features a counter-balance emptying system with a recessed drop area for cigarette and cigar butts.



#### **Gum Chute**

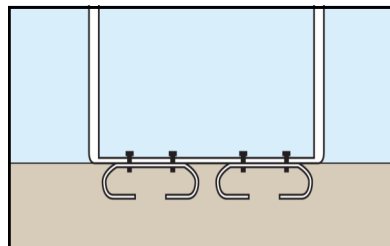
The Gum Chute is designed to encourage correct disposal of chewing gum.

## **Ground Fixing Options**



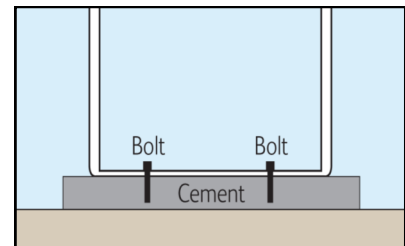
#### **Set of 4 RAWL Bolts**

The Middlesbrough litter bins are supplied with a pre-drilled base allowing secure ground fixing using RAWL bolts.



#### **Ground Anchor Feet**

Ground Anchor Feet enable a bin to be sited into freshly laid concrete. The feet are supplied loose with the bin and bolt to the bottom of a bin. Once the concrete cures the bin is secured in place.



#### **Concrete Base\***

A concrete slab is either bolted to the base of the bin or fitted inside. This concrete slab weights the bin down and is ideal for areas where ground fixing is not an option.

\*Price varies depending on model of bin. Please contact us to discuss.



**Kingfisher Direct Limited, Unit 12, Retford Enterprise Centre**

**Randall Way, Retford, Nottinghamshire, DN22 7GR**

**Tel: 01777 858009 Fax: 01777 858010**