



# Installation Instructions



## Fixing to a post



1) Take the two extender rods




2) Fix to the back of the bin using 4 bolts and the 4 small holes provided



3) Thread jubilee clip through the large hole on the back



4) Thread through second hole



4) Wrap around post



5) Tighten using a screwdriver




Jubilee clips



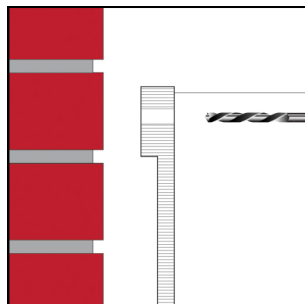
Post

Should be purchased at the same time as the bin.

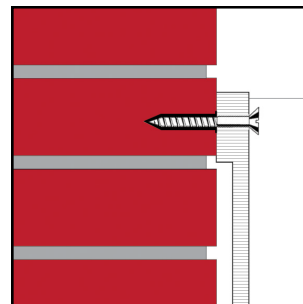
## Fixing to a wall



1) Locate holes at back of bin



2) Using the two holes as a guide, drill into the wall



3) Secure the bin to the wall using a plug and screw



Plugs and screws not supplied



**KINGFISHER**  
**DIRECT LTD**